



Ministry of Education, Culture and
Science



Tackling Early School Leaving

Martine Soethout

The Hague, 11th March 2013



Agenda

- Brief introduction policy 'Early School Leavers' in the Netherlands
- Objectives and Targets
- Success factors



Introduction: objectives ESL

- EU 2020: reducing the number of early school-leavers between the ages of 18 and 24 from 15.5% in 2002 to approx. 8% in 2020
- National objective: reducing the number of early school-leavers : from 71.000 in 2002 to 25.000 in 2016



ESL in the EU

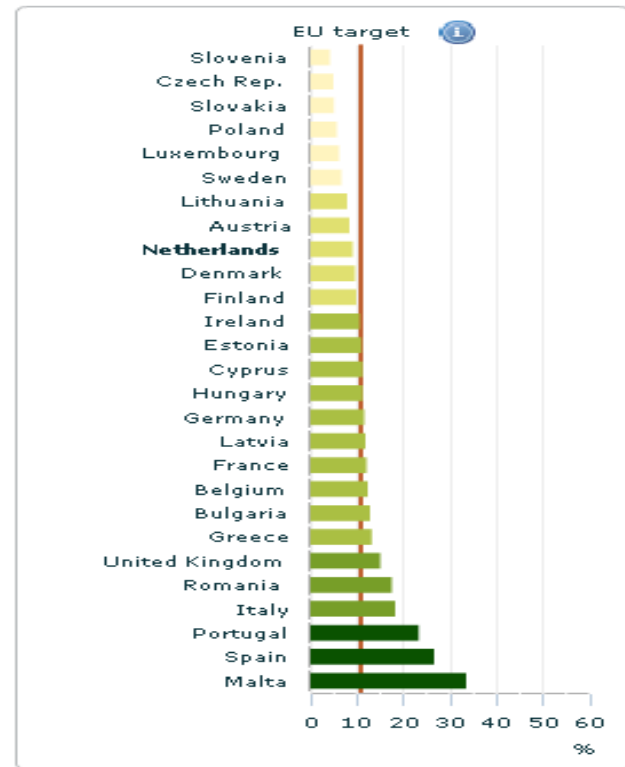
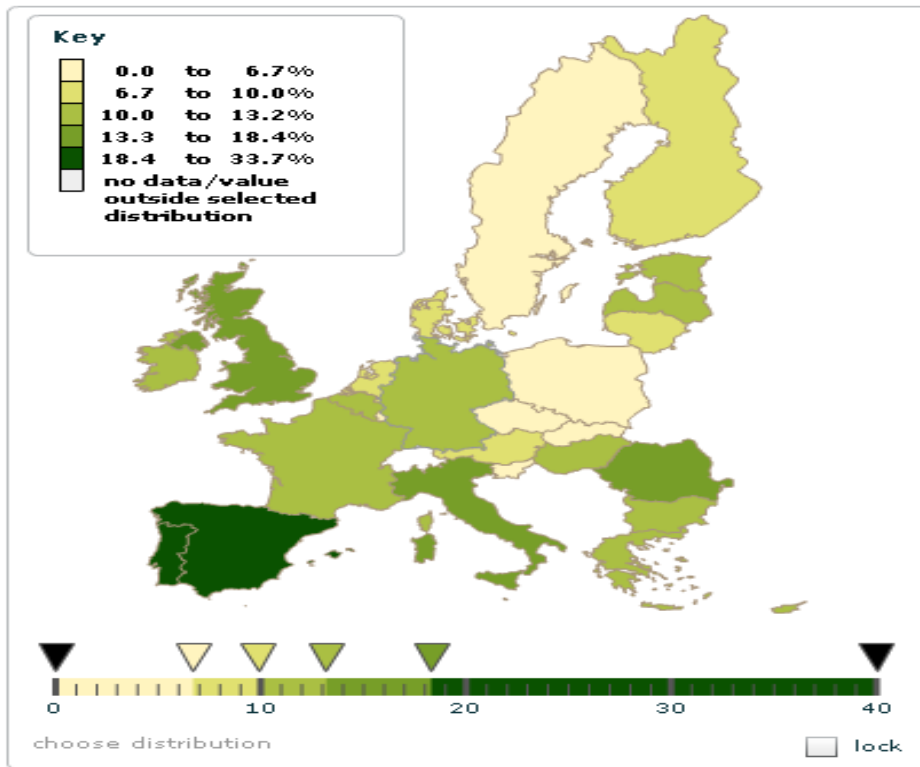
Reducing ESL to less than 10 % by 2020 is a headline target for achieving a number of key objectives in the Europe 2020 strategy and one of the five benchmarks of the strategic framework for European cooperation in education and training (ET 2020).

At EU level ESL rates are defined by the proportion of the population aged 18-24 with only lower secondary education or less and no longer in education or training.

2011: EU: 13.5% NL: 9.1 % (source: Eurostat, 2011)



Results in the EU





Succes factors

- Getting the figures right : Detailed information helps schools, regions and the ministry to target resources aimed at reducing ESL
- Comprehensive approach: no silver bullet
- The Golden Triangle: agreements between government, schools and local authorities in 39 regions: 2008-2011 and 2012-2015
- Focus on the region
- Sharing the knowledge and good practices
- Research gives evidence based policies

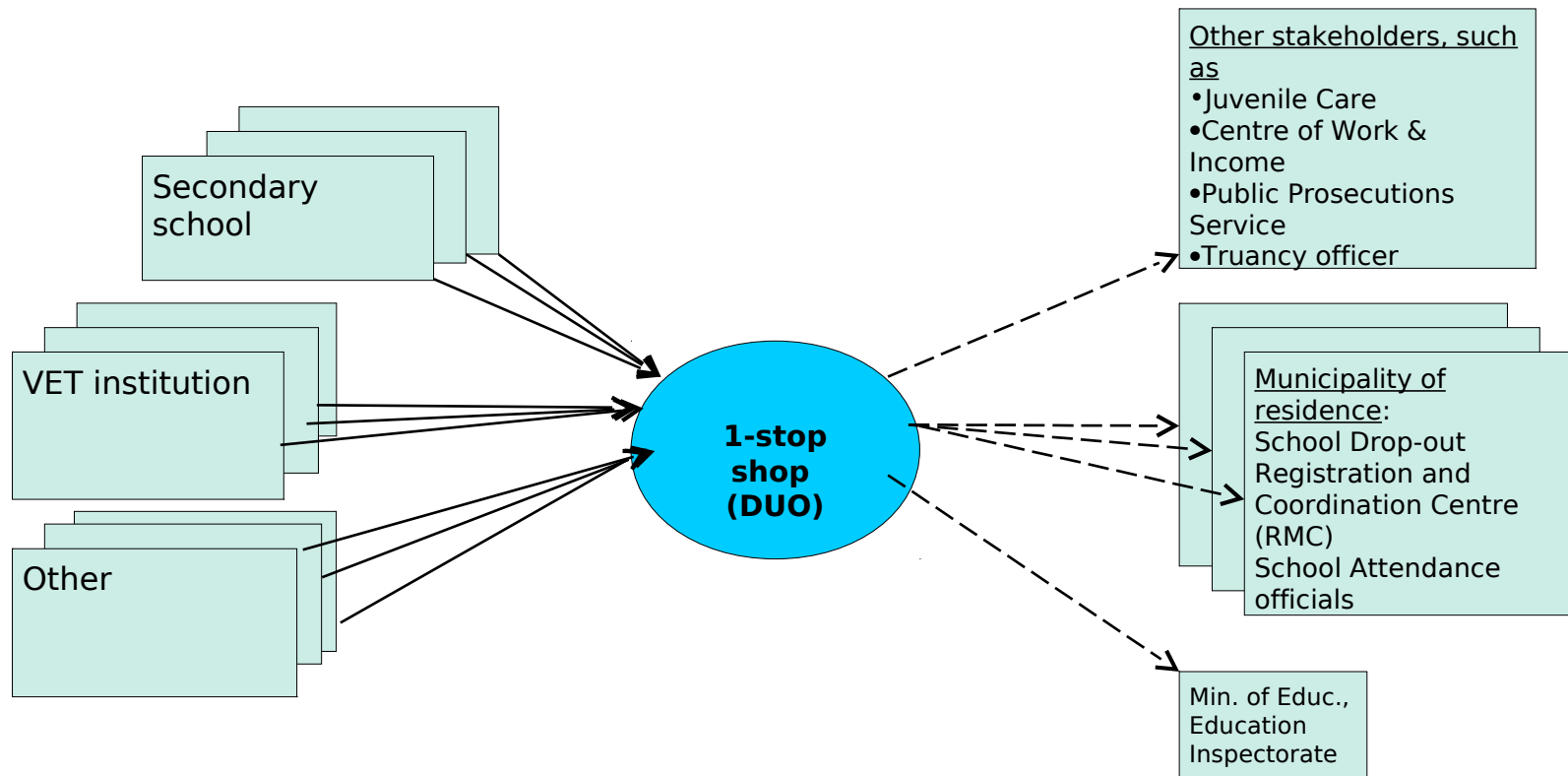


Getting the figures rights

- Reduce the number of ESL (targets)
- Better registration, better analysis
- Consistent and reliable comparisons between years
- Evidence based policy
- Digital Absence Counter



Introduction of the Education Number





Results schoolyear 2011-2012

Amount of new early school-leavers: 36,250

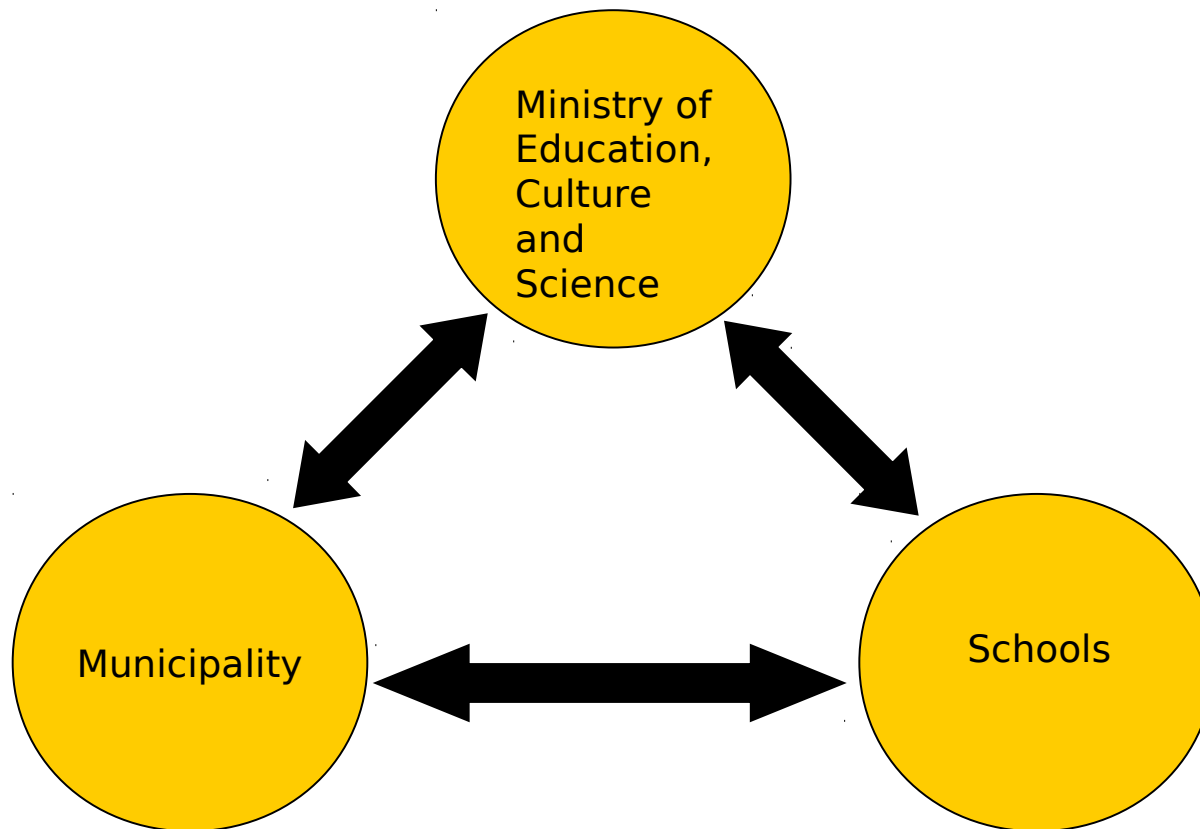
Tabel 1: nationale realisatie nieuwe vsv'ers in aantallen en percentages

Bron: DUO

	2001-2002	2004-2005	2005-2006	2006-2007	2007-2008	2008-2009	2009-2010	2010-2011	2011-2012	2014-2015
Realisatie	71.000	58.600	52.700	50.900	46.800	41.800	39.900	39.100 ¹	36.250	25.000 ²
Vsv	5,5%	4,6%	4,0%	3,9%	3,6%	3,2%	3,0%	3,0%	2,7%	



Golden Triangle: the regional approach





Proces: the golden triangle (2)

- Agreements with schools and local authorities
- In 39 regions for the period 2008-2011 and 2012-2015
- Objective: reduce dropout rate until 25.000 in 2016.
 - o Own choice in methods to achieve objectives (menu list)
 - o Local cooperation between municipality, school and other parties
 - o No cure, no pay
- Role of the government:
 - o Facilitating, monitoring and evaluating
 - o Translate results in good practices and implement these in order to improve national approach



Policies to reduce the number of early school leavers

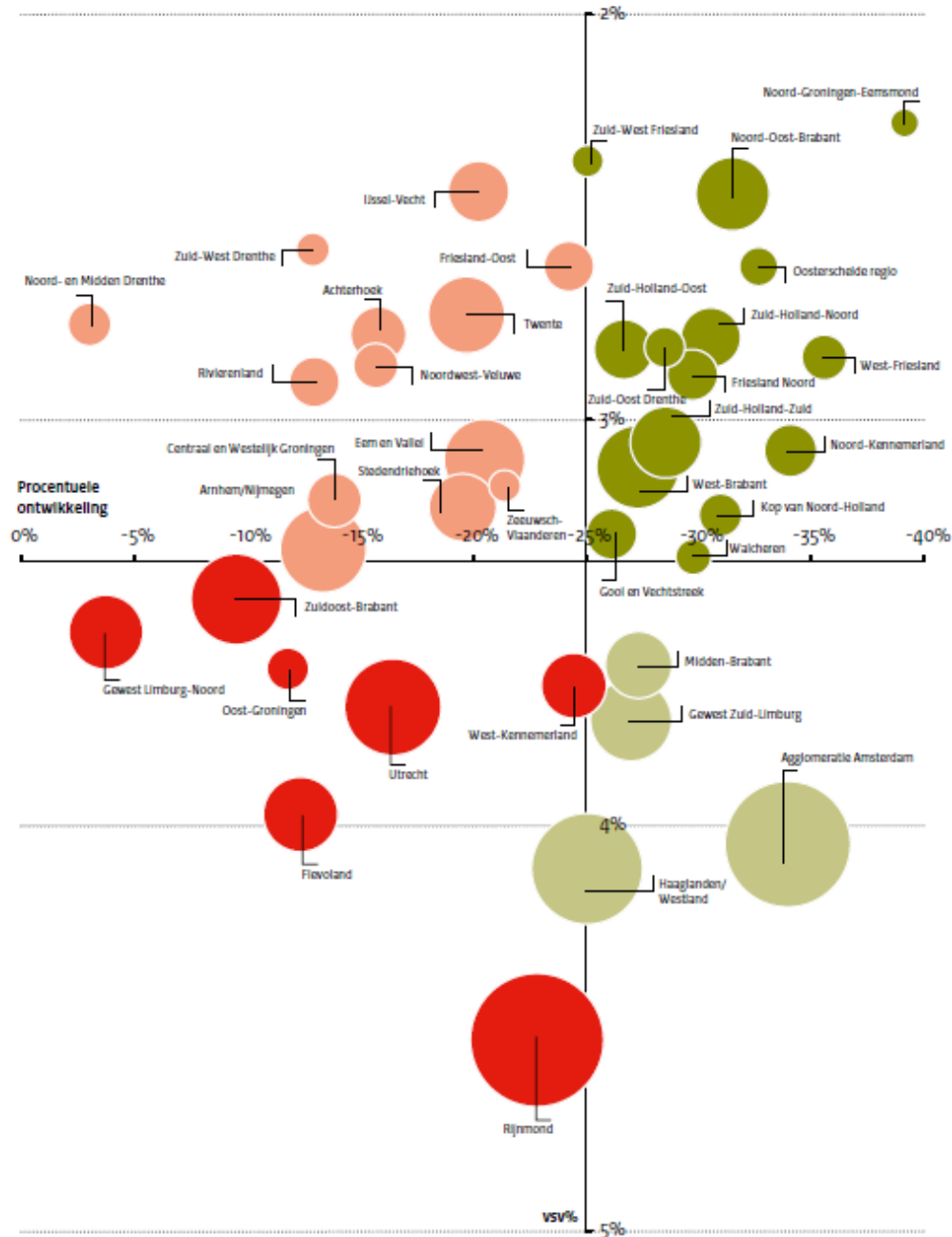
- Agreements for 2012-2015 : regional cooperation
- Truancy policy: improvements are still possible
- Early school leaving figures: clear and more thorough
- Continuous learning pathway from pre-vocational secondary education to secondary vocational education
- Focus on first year of secondary vocational education
- Improved education: secondary vocational education levels 3 and 4
- Integrated approach by the youth care, public safety and the labour market



Sharing results: information products

- Sources: Education Number & Digital Absence Counter
- Provides information on different levels with different background details.
- For instance annual figures (publicly available) but also monthly reports (not publicly available)

Benchmark: Results per RMC-region 2010-2011



Benchmark: Results per ROC 2010-2011





ESL Explorer

VSV-Verkenner - Zoom in op schooluitval - Microsoft Internet Explorer provided by OCW

http://www.vsvverkenner.nl/

Bestand Bewerken Beeld Favorieten Extra Help

VSV-Verkenner - Zoom in op schooluitval

Print Tekstgrootte

Ministerie van Onderwijs, Cultuur en Wetenschap

VSV-Verkenner Zoom in op schooluitval

Home Landelijke cijfers RMC-regio's Gemeenten Scholen Vergelijken Help

zoek

Uitgebreid zoeken

Schooluitvalcijfers in beeld met de VSV-Verkenner

Jongeren met een startkwalificatie op zak vergroten hun kansen op de arbeidsmarkt. Scholen, gemeenten en OCW gaan door met de 'Aanval op Schooluitval' zodat in 2012 het aantal nieuwe voortijdig schoolverlaters hooguit 35.000 bedraagt en in 2015 hooguit 25.000. We zijn op de goede weg, voor schooljaar 2009-2010 staat de teller op 39.557. Bekijk met de VSV-Verkenner de stand van zaken op landelijk niveau, per RMC-regio, gemeente of school, bekijk de resultaten van het voortgezet onderwijs en het middelbaar beroepsonderwijs, maak vergelijkingen tussen gemeenten en/of scholen en bekijk andere relevante informatie.

Start de VSV-verkenner

Ga naar www.aanvalopschooluitval.nl voor meer informatie over de 'Aanval op Schooluitval'.

Schooljaar	Doelstelling	Realisatie
2001-2002	70.000	70.000
2002-2003	65.000	65.000
2003-2004	60.000	60.000
2004-2005	55.000	55.000
2005-2006	50.000	50.000
2006-2007	45.000	45.000
2007-2008	40.000	40.000
2008-2009	35.000	35.000
2009-2010	35.000	39.557
2010-2011	35.000	35.000

Reductie

- 30% of meer
- 25-30%
- 20-25%
- Minder dan 20%

Navigeer over de kaart om de reductie te zien van 2009-2010 t.o.v. 2005-2006.

Uitgelicht

Meest bekeken

- > RMC-regio Flevoland
- > Landelijke cijfers
- > RMC-regio Stedendriehoek

Actueel

- ↳ Daling aantal voortijdig schoolverlaters zet door
- ↳ Definitieve vsv-cijfers convenantjaar 2008-2009

Gereed

Internet 100%



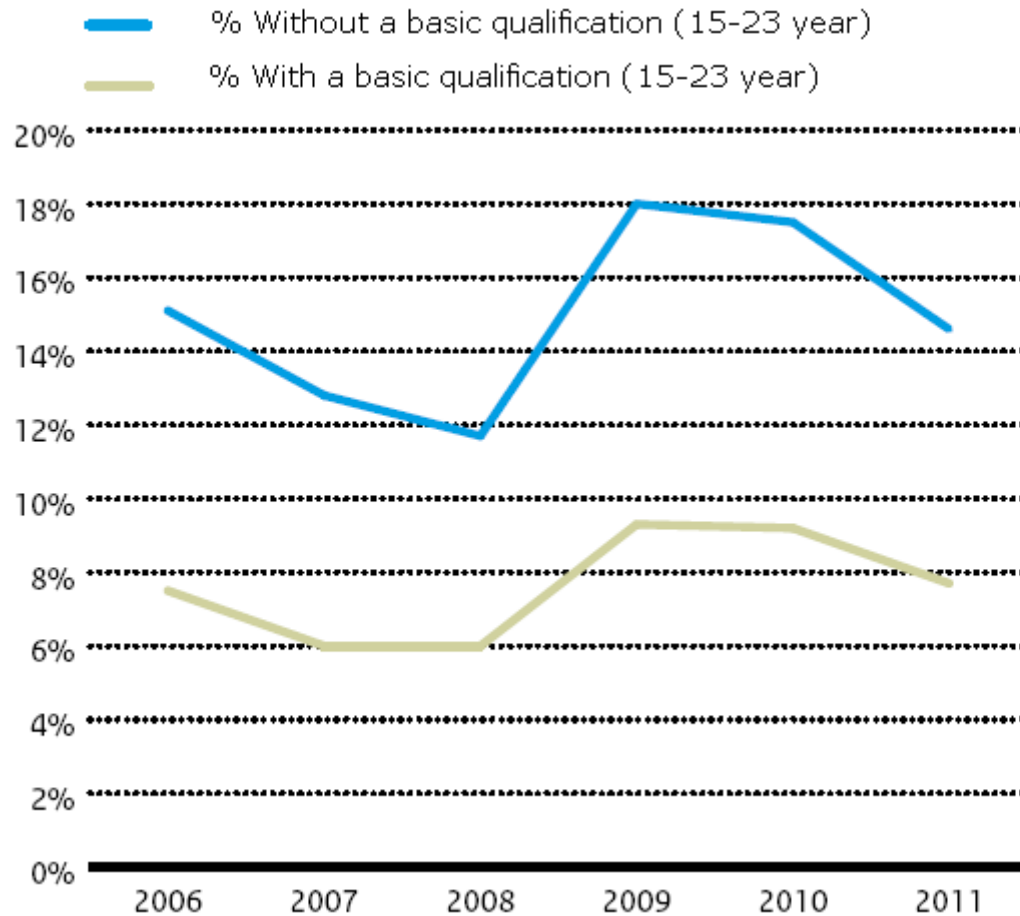
More quantitative tables

	ESL % 2005/2006	ESL % 2009/2010	ESL % 2010/2011
Ethnic origin			
Native Dutch	3,4	2,4	2,3
Suriname	6,9	5,3	5,3
Dutch Antilles	7,6	6,8	7,0
Turkey	6,0	4,7	4,8
Maroc	6,6	5,6	5,5
Other non-Western	6,6	4,5	5,1
Other Western	5,1	3,9	3,9
Unknown	28,5	34,4	36,4

Also available: overviews per age group, male/female, education type etc.



Youth unemployment in the Netherlands





No one leaves this school without a diploma!





More information:

www.aanvalopschooluitval.nl

www.vsvverkenner.nl